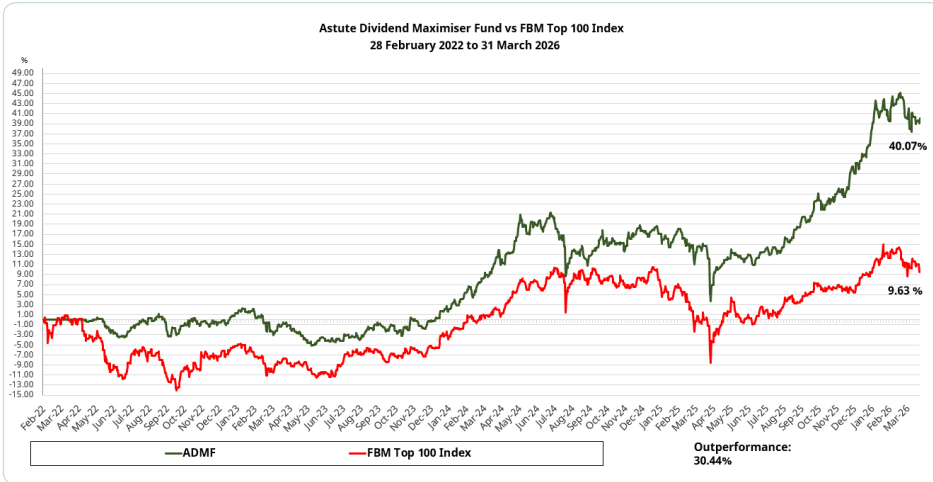


OBJECTIVE

To provide regular income and capital appreciation via the Funds' investments in Malaysia and Asia Pacific.

FUND PERFORMANCE BREAKDOWN

Performance chart since inception (Source: Bloomberg)



Cumulative Performance (%)	YTD	1 Month	3 Months	6 Months	1 Year	3 Year	Since Inception
Fund	+4.37	-2.97	+4.37	+15.36	+22.19	+43.31	+40.07
Benchmark	+0.56	-2.08	+0.56	+3.86	+9.65	+20.38	+9.63

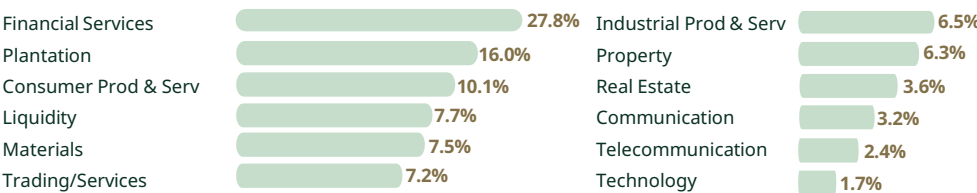
Calendar Year Performance (%)

	Dividend Maximiser Fund	Benchmark*
YTD 2026 @ 31.03.2026	+4.37	+0.56
2025	+13.77	-1.29
2024	+17.62	+16.98
2023	+0.42	+0.63
Since inception (28.02.2022)	+40.07	+9.63

HISTORICAL DISTRIBUTIONS

Distribution (ex-date)	Distribution / Unit	Unit Split
N/A	N/A	N/A

FUND ALLOCATION



TOP 5 HOLDINGS

Holdings	Sector	%
United Plantations	Plantation	9.25
Hong Leong Industries	Consumer Products & Services	7.47
Zijin Mining	Materials	7.40
CNOOC	Trading/Services	7.24
IGB Berhad	Property	6.26

Disclosure Statements: Based on the Fund's portfolio returns as at 10 March 2026, the Volatility Factor (VF) for this Fund is 8.11 and is classified as 'Moderate' (source: Lipper). 'Moderate' includes funds with VF that are above 7.705 but not more than 10.245. The VF means there is a possibility for the Fund in generating an upside return or downside return around this VF. The Volatility Class ("VC") is assigned by Lipper based on quintile ranks of VF for qualified funds. VF is subject to monthly revision and VC will be revised every six months. The Fund's portfolio may have changed since this date and there is no guarantee that the Fund will continue to have the same VF or VC in the future. Presently, only funds launched in the market for at least 36 months will display the VF and its VC. A copy of the Information Memorandum dated 28 February 2022 and the Product Highlights Sheet ("PHS") have been registered and lodged with the SC. A PHS highlighting the key features and risks of the Fund is available and investors have the right to request for a PHS. Investors are advised to obtain, read and understand the Information Memorandum and the PHS before investing and to consider the fees and charges involved. The Information Memorandum and the PHS can be obtained from our office, our authorised distributors, consultants or representatives. Any issue of units to which the Information Memorandum relates will only be made on receipt of a Master Account Application Form referred to and accompanying with a copy of the Information Memorandum.

Warning Statements: This fact sheet has not been reviewed by the Securities Commission Malaysia ("SC"), Federation of Investment Managers Malaysia ("FIMM") and Employees Provident Fund ("EPF"). The SC, FIMM and EPF are not liable for this fact sheet and are not in any way associated with this fact sheet. The SC, FIMM and EPF are not responsible for the contents herein and do not make any representation on the accuracy or completeness of this fact sheet, either in whole or in part. Where unit trust loan financing is available, you are advised to read and understand the contents of the unit trust loan financing risk disclosure statement before deciding to borrow to purchase units. The price of units and distributions payable, if any, may go down as well as up. Where a unit split/distribution is declared, you are advised that following the issue of additional units/distribution, the net asset value per unit will be reduced from pre-unit split NAV/cum-distribution NAV to post-unit split NAV/ex-distribution NAV. Where a unit split is declared, the value of your investment in Malaysian Ringgit will remain unchanged after the distribution of the additional units. The past performance of the Fund should not be taken as an indicative of its future performance.

The specific risks of the Fund are security risk, equity related product risk, credit or default risk, interest rate risk, currency risk, income distribution risk, securities lending risk and risk associated with investment in structured products.

SPECIFIC RISKS

Security risk, Equity related product risk, Credit or default risk, Interest rate risk, Currency risk, Income distribution risk, Securities lending risk and Risk associated with investment in structured products.

FUND FACTS

Launch Date 28 February 2022
Category / Type Equity / Income & Growth

FEES & CHARGES

Sales Charge Up to 3.00% of NAV/unit

Management Fee 1.50% p.a of NAV

Trustee CIMB Commerce Trustee Berhad

Trustee Fee 0.05% p.a of NAV

TRANSACTION DETAILS

Min Initial Investment Cash = RM 5,000

Min Additional Investment Cash = RM 1,000

FUND NAV	NAV	Date
High	RM 1.4518	25.02.2026
Low	RM 1.3465	02.01.2026

BENCHMARK *

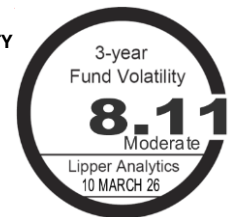
FTSE Bursa Malaysia Top 100 Index

FUND VOLATILITY

NAV PER UNIT RM 1.4007

FUND SIZE RM 3,474,953.72

BLOOMBERG ASDIVMF MK EQUITY



COUNTRY ALLOCATION

